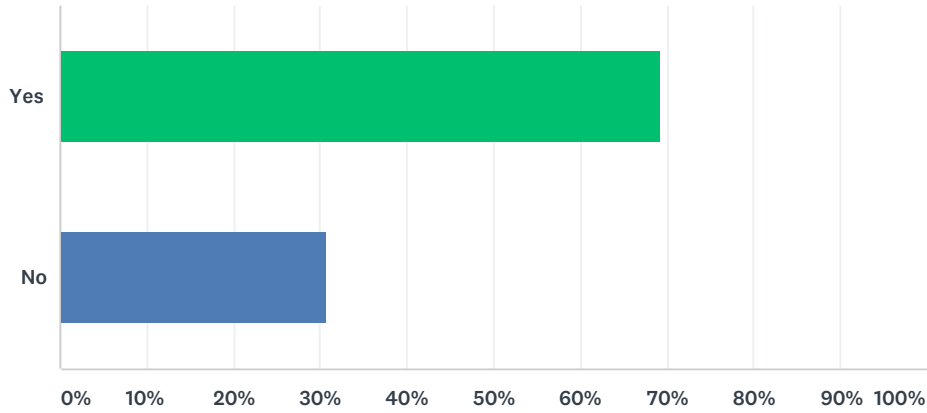


# Q1 Are you aware that China last year tightened their requirements for accepting the US's recycling, leading to higher standards for much of what we try to recycle?

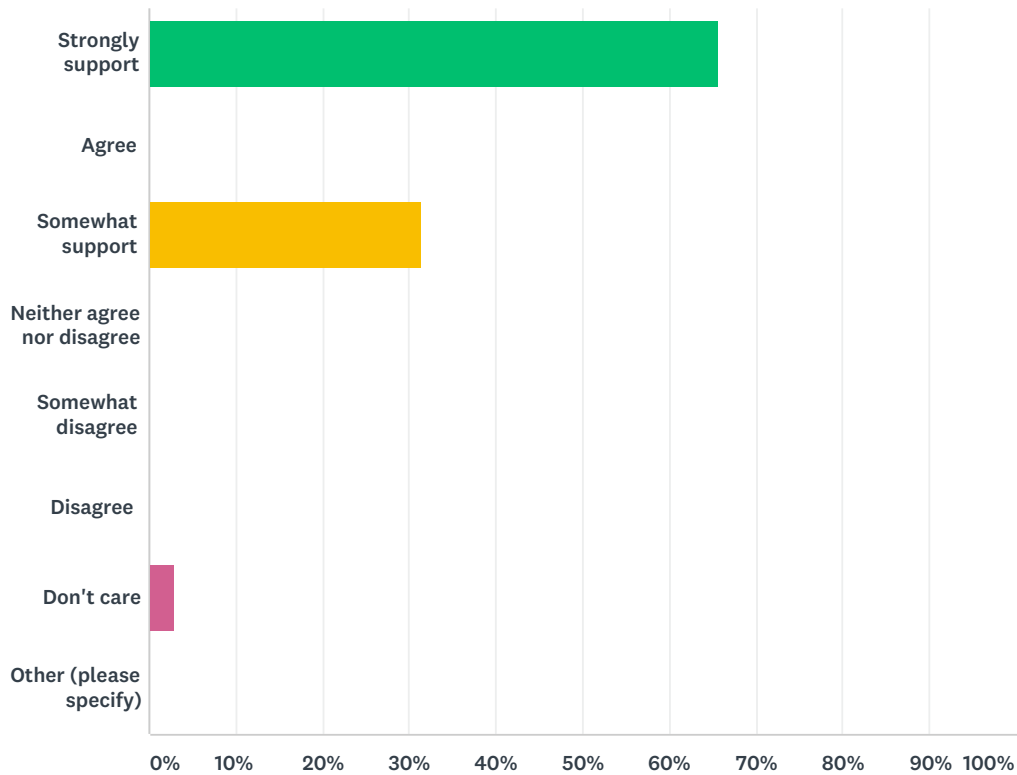
Answered: 454 Skipped: 2



ANSWER CHOICES	RESPONSES	
Yes	69.16%	314
No	30.84%	140
TOTAL		454

**Q2 In response to China's recycling policy change, many are advocating a consumer policy of "refuse, reduce, reuse, repurpose, recycle" (the 5 R's), where recycling is done as a last resort. Which of the following statements best describes your support of the 5 R's?**

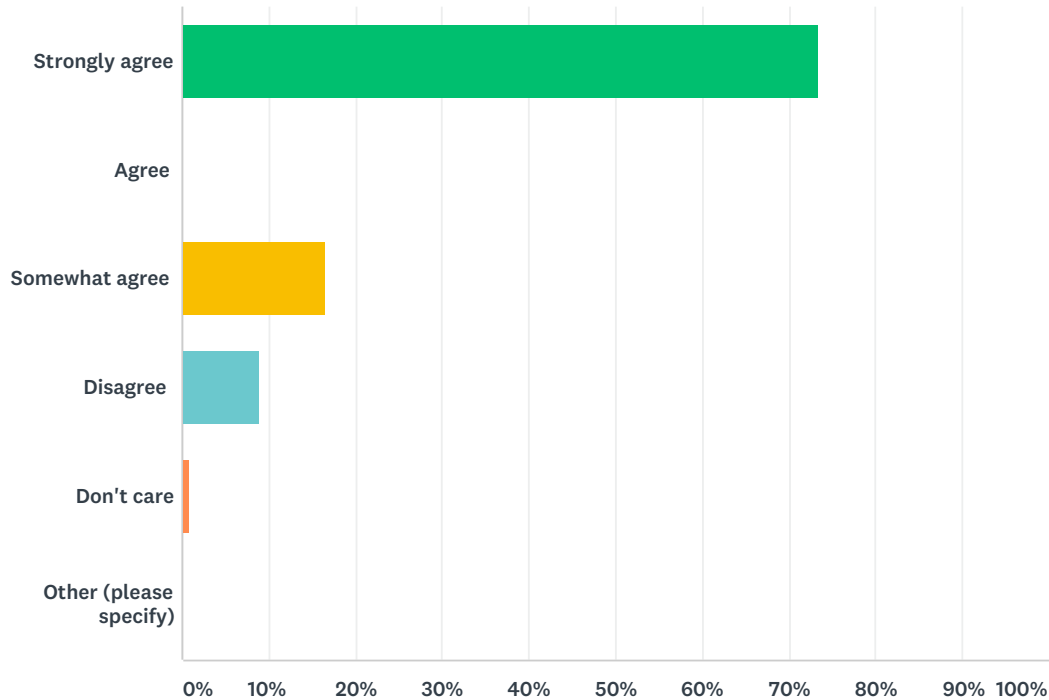
Answered: 450 Skipped: 6



ANSWER CHOICES	RESPONSES	
Strongly support	65.78%	296
Agree	0.00%	0
Somewhat support	31.33%	141
Neither agree nor disagree	0.00%	0
Somewhat disagree	0.00%	0
Disagree	0.00%	0
Don't care	2.89%	13
Other (please specify)	0.00%	0
<b>TOTAL</b>		<b>450</b>

Q3 In the fall of 2018, the UN's Intergovernmental Panel on Climate Change issued a report warning the world that the natural forces of climate change are accelerating faster than previously predicted, and as a result it is more urgent than ever for nations and individuals to take bold action. Which of the following statements best describes your reaction to this recommendation?

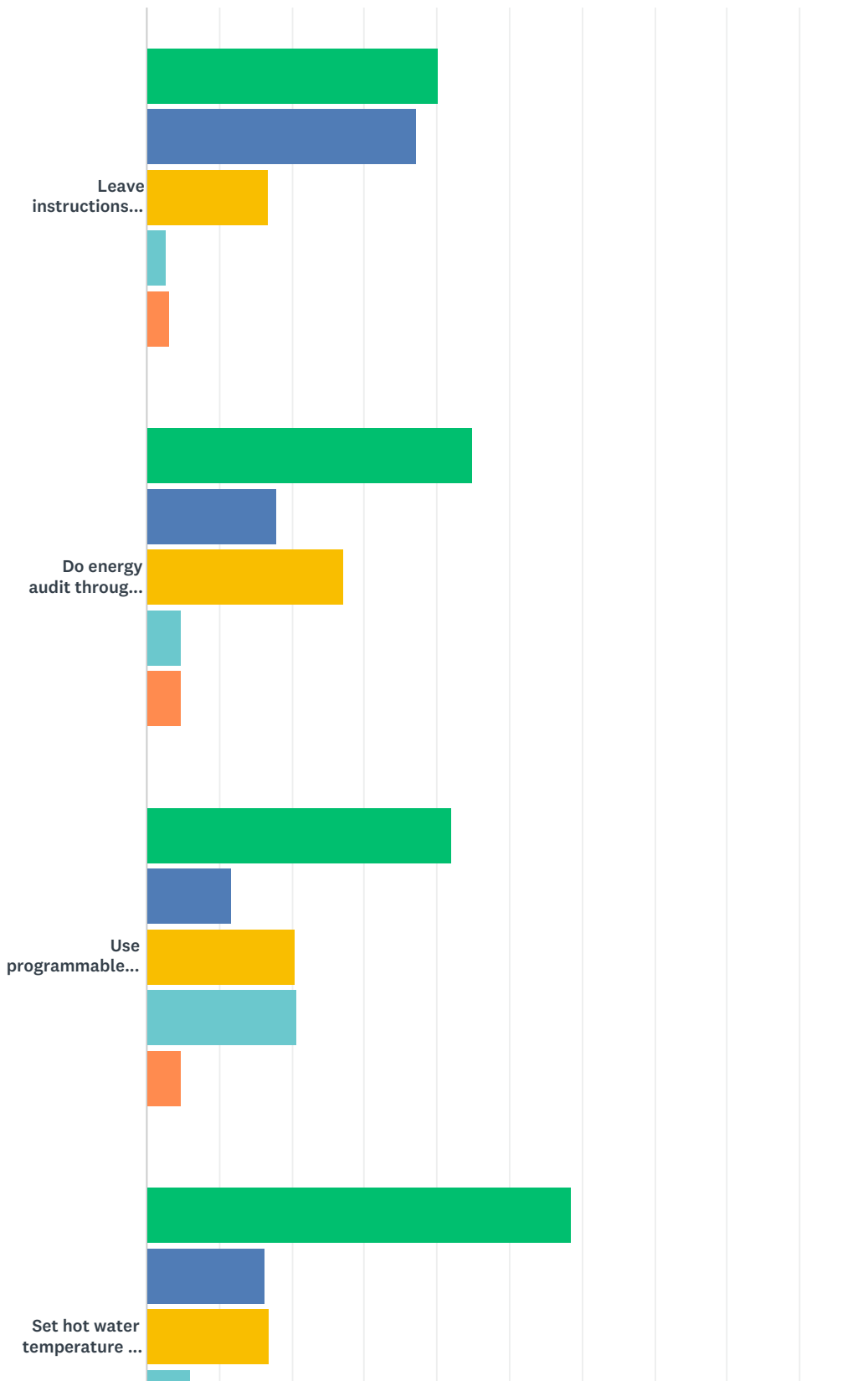
Answered: 453 Skipped: 3



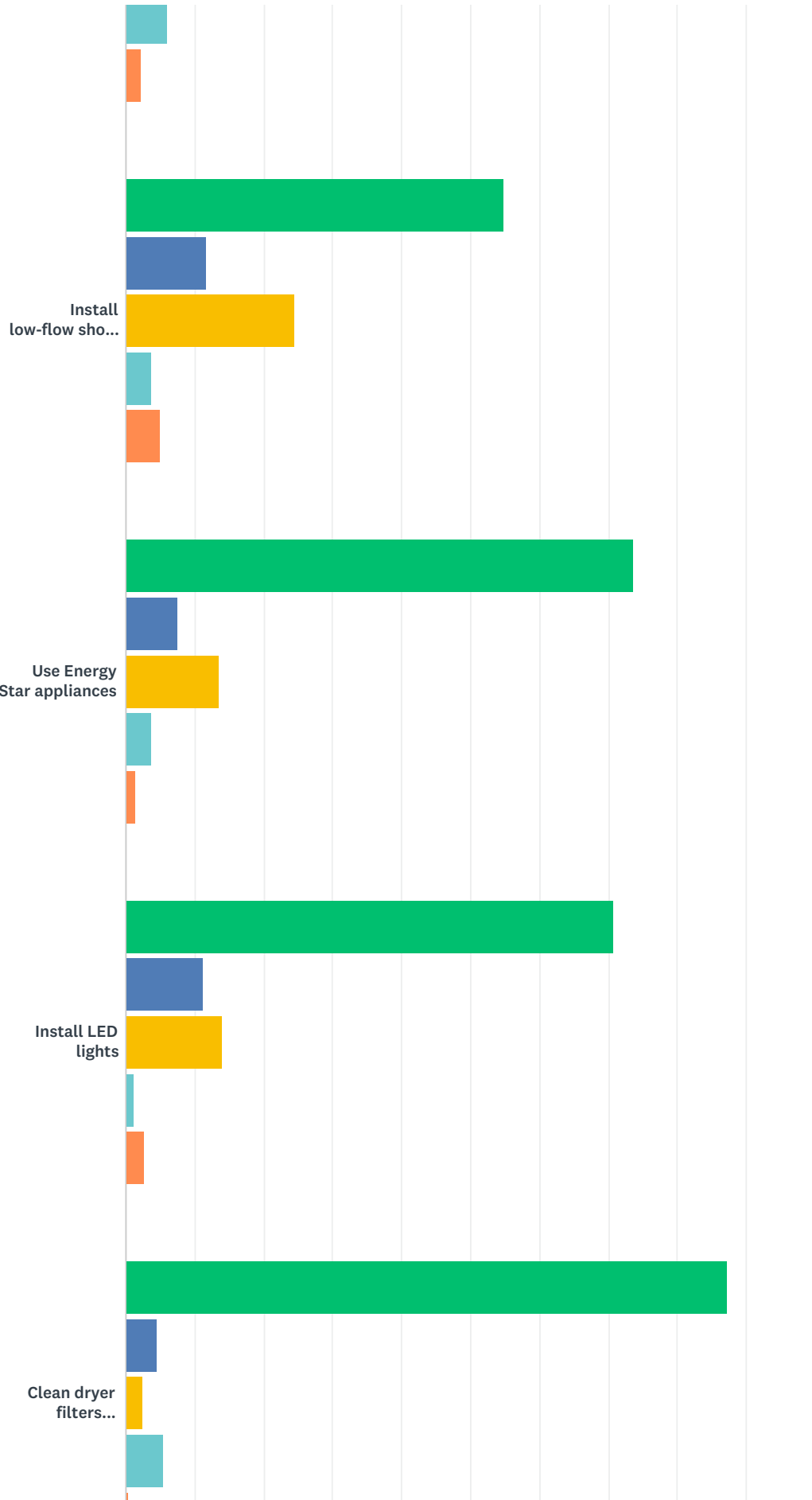
ANSWER CHOICES	RESPONSES	
Strongly agree	73.51%	333
Agree	0.00%	0
Somewhat agree	16.56%	75
Disagree	9.05%	41
Don't care	0.88%	4
Other (please specify)	0.00%	0
<b>TOTAL</b>		<b>453</b>

## Q4 Please provide feedback on the following steps that can help mitigate climate change.

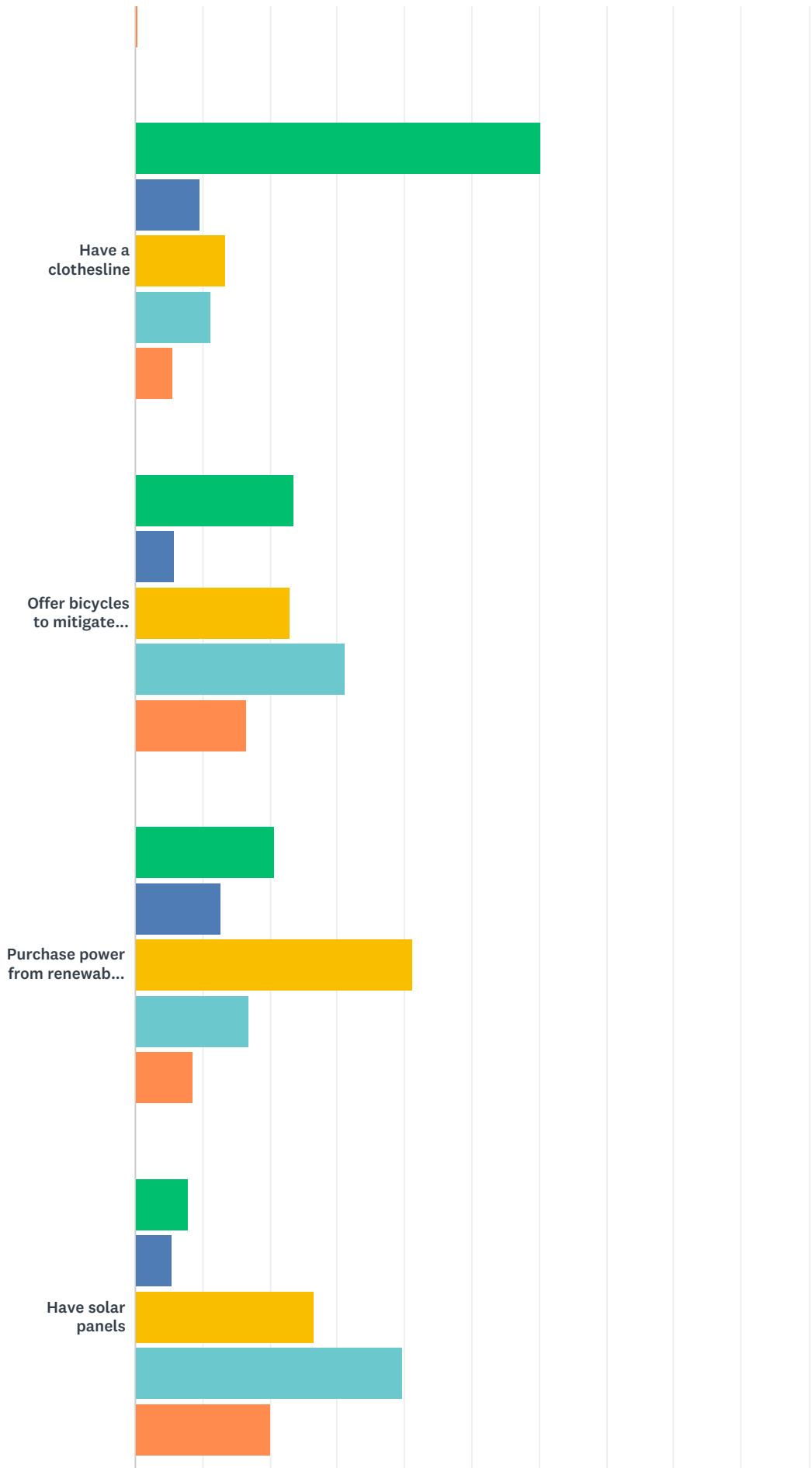
Answered: 455 Skipped: 1



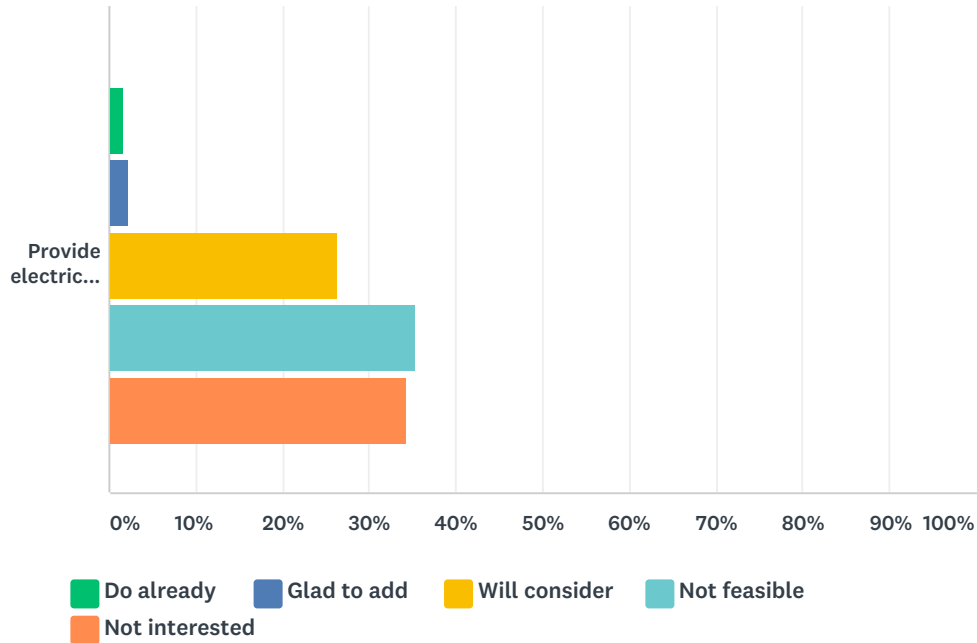
WeNedaVacation.com's survey of Homeowners on environmental concerns



WeNedaVacation.com's survey of Homeowners on environmental concerns



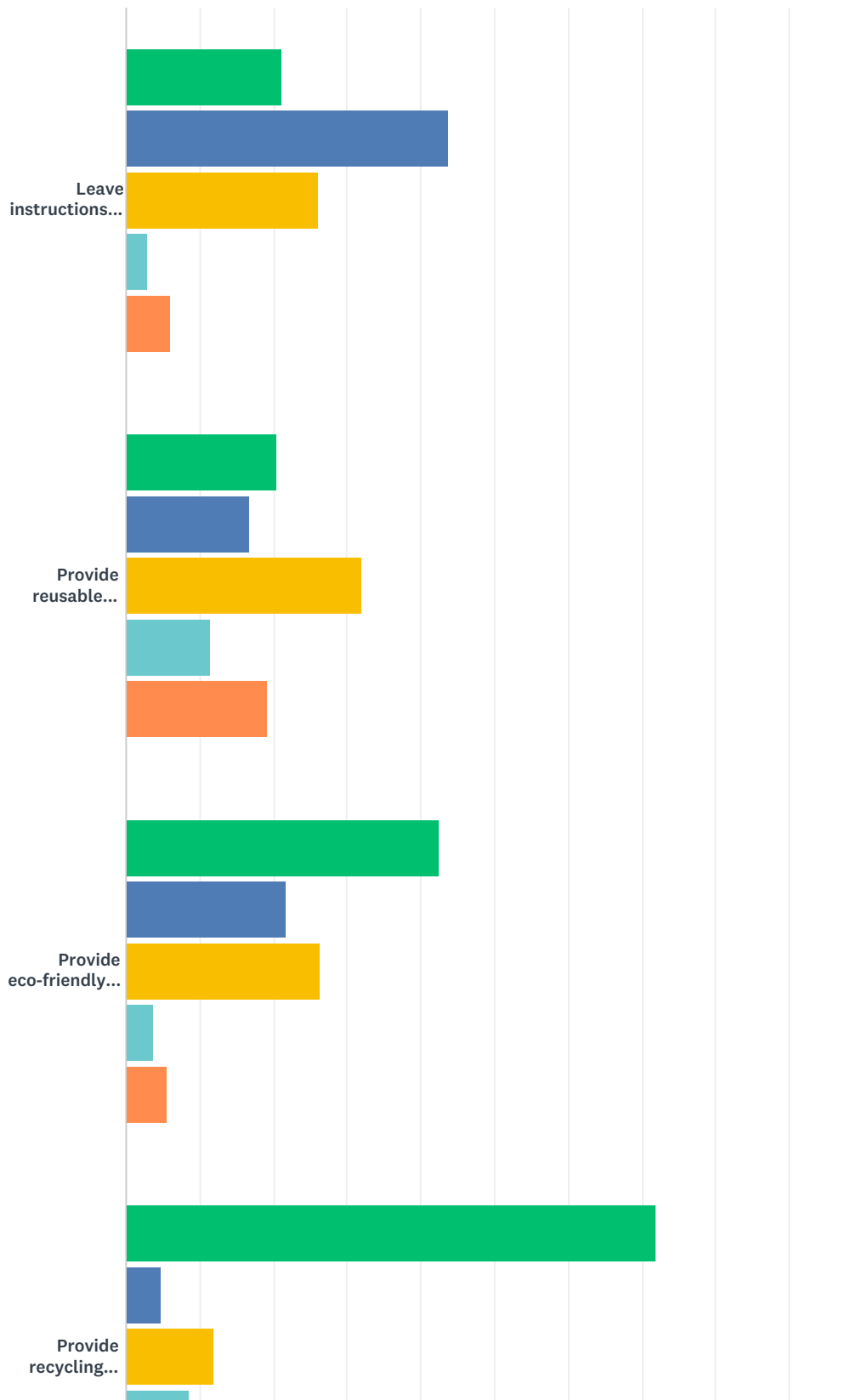
WeNedaVacation.com's survey of Homeowners on environmental concerns



	DO ALREADY	GLAD TO ADD	WILL CONSIDER	NOT FEASIBLE	NOT INTERESTED	TOTAL
Leave instructions for guests on saving energy in your home	40.18% 180	37.28% 167	16.74% 75	2.68% 12	3.13% 14	448
Do energy audit through Mass Save	44.99% 202	18.04% 81	27.17% 122	4.90% 22	4.90% 22	449
Use programmable thermostat to reduce energy use	42.09% 189	11.80% 53	20.49% 92	20.71% 93	4.90% 22	449
Set hot water temperature at 120 degrees or below	58.67% 264	16.22% 73	16.89% 76	6.00% 27	2.22% 10	450
Install low-flow shower heads and faucet aerators	54.79% 246	11.80% 53	24.50% 110	3.79% 17	5.12% 23	449
Use Energy Star appliances	73.67% 333	7.52% 34	13.50% 61	3.76% 17	1.55% 7	452
Install LED lights	70.65% 313	11.29% 50	14.00% 62	1.35% 6	2.71% 12	443
Clean dryer filters regularly	87.16% 387	4.50% 20	2.48% 11	5.41% 24	0.45% 2	444
Have a clothesline	60.22% 271	9.56% 43	13.33% 60	11.33% 51	5.56% 25	450
Offer bicycles to mitigate using cars	23.65% 105	5.86% 26	22.97% 102	31.08% 138	16.44% 73	444
Purchase power from renewable sources	20.67% 92	12.81% 57	41.12% 183	16.85% 75	8.54% 38	445
Have solar panels	8.05% 36	5.37% 24	26.62% 119	39.82% 178	20.13% 90	447
Provide electric vehicle charger	1.57% 7	2.24% 10	26.46% 118	35.43% 158	34.30% 153	446

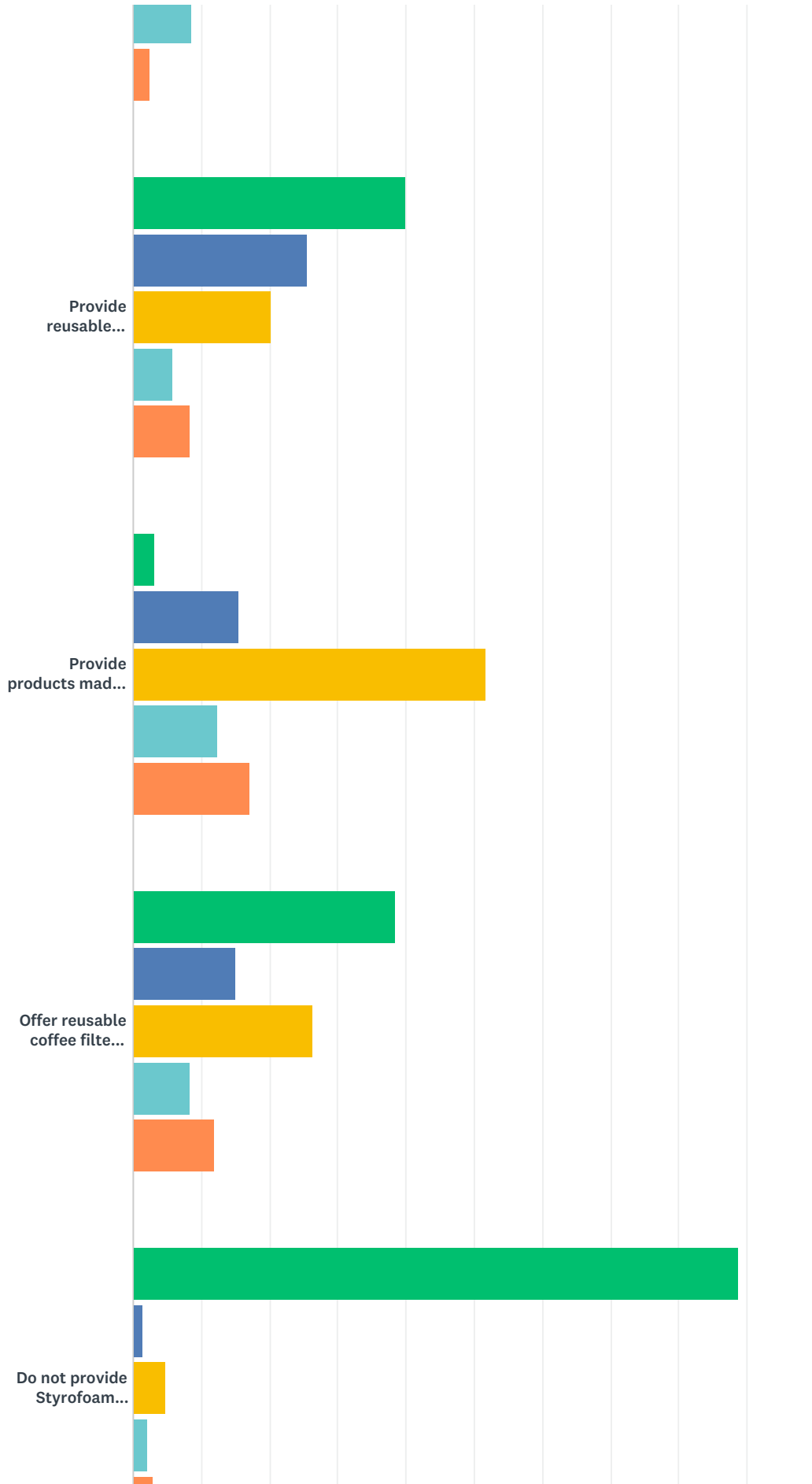
### Q5 Please provide feedback on the following steps that can encourage the 5 R's.

Answered: 452 Skipped: 4

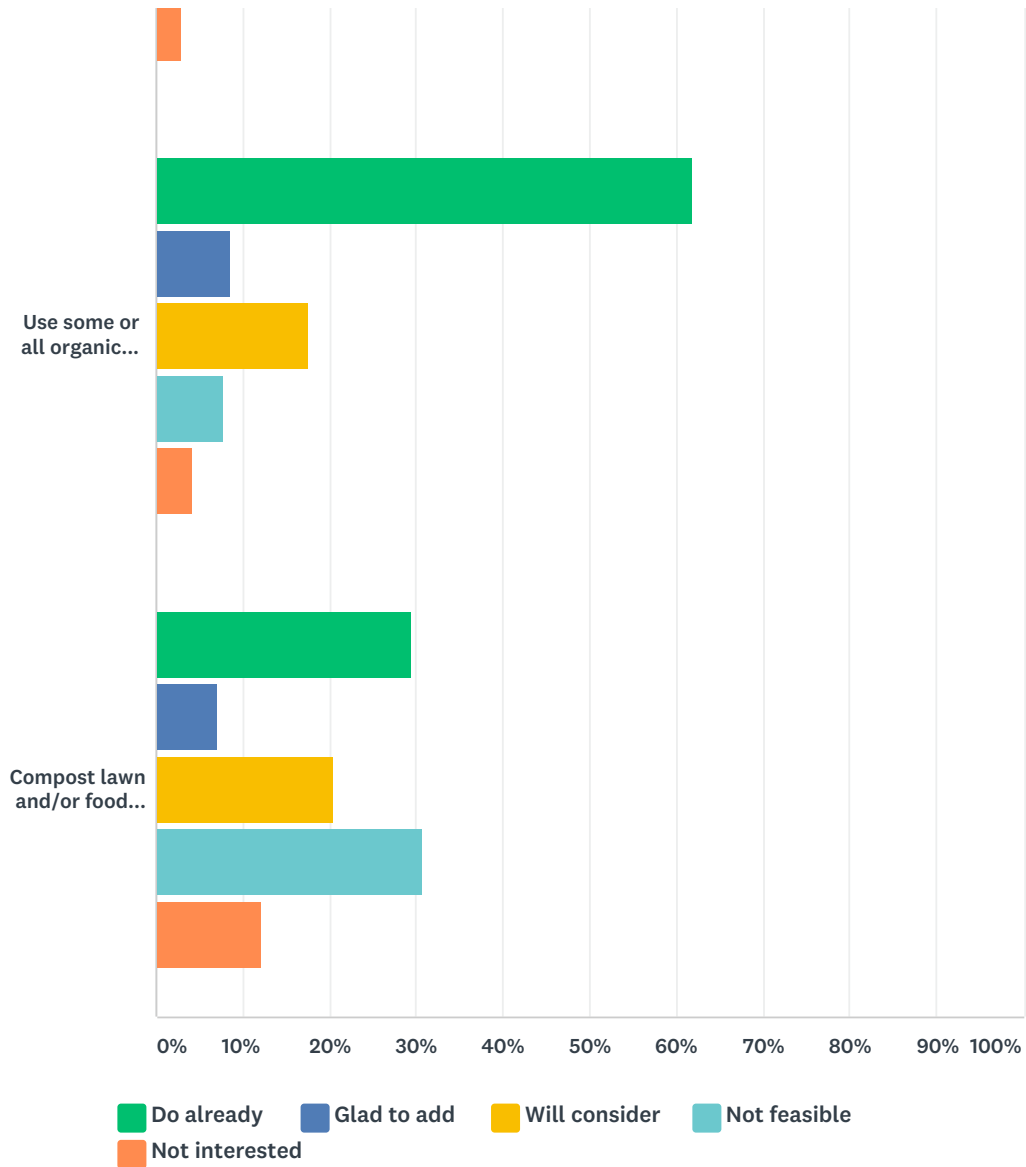




WeNedaVacation.com's survey of Homeowners on environmental concerns



WeNedaVacation.com's survey of Homeowners on environmental concerns



	DO ALREADY	GLAD TO ADD	WILL CONSIDER	NOT FEASIBLE	NOT INTERESTED	TOTAL
Leave instructions for guests on the 5 R's in your home	21.17% 94	43.69% 194	26.13% 116	2.93% 13	6.08% 27	444
Provide reusable BPA-free plastic, or better yet, stainless steel water bottles	20.40% 91	16.82% 75	32.06% 143	11.43% 51	19.28% 86	446
Provide eco-friendly cleaning products without phosphates	42.51% 190	21.70% 97	26.40% 118	3.80% 17	5.59% 25	447
Provide recycling pick-up	72.00% 324	4.89% 22	12.00% 54	8.67% 39	2.44% 11	450
Provide reusable grocery totes to avoid need for plastic bags	39.87% 179	25.61% 115	20.27% 91	5.79% 26	8.46% 38	449
Provide products made from bamboo in lieu of paper	3.16% 14	15.58% 69	51.69% 229	12.42% 55	17.16% 76	443
Offer reusable coffee filters or reusable K-Cups	38.48% 172	14.99% 67	26.40% 118	8.28% 37	11.86% 53	447
Do not provide Styrofoam products	88.62% 397	1.56% 7	4.91% 22	2.01% 9	2.90% 13	448

WeNeedaVacation.com's survey of Homeowners on environmental concerns

---

Use some or all organic lawn and plant care	62.02%	8.54%	17.53%	7.64%	4.27%	
	276	38	78	34	19	445
Compost lawn and/or food waste	29.46%	7.14%	20.54%	30.80%	12.05%	
	132	32	92	138	54	448

---

**Q6 We welcome any comments you might have on our green rental home initiative or any part of this survey.**

Answered: 174 Skipped: 282